



غرفة أبوظبي
ABU DHABI CHAMBER

Abu Dhabi Education Data

Statistical Report

March 2024



*Towards
Diffusion of
Business &
Economic
Intelligence*





What's Covered in the Statistical Report

Education Data Sources

Statistical Center Abu Dhabi (SCAD) Data



Ministry of Education (MoEd) Data



Dept. of Education and Knowledge (ADEK) Data



Dept. of Government Enablement/HRA Data



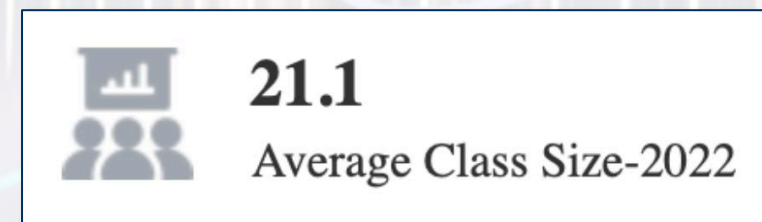
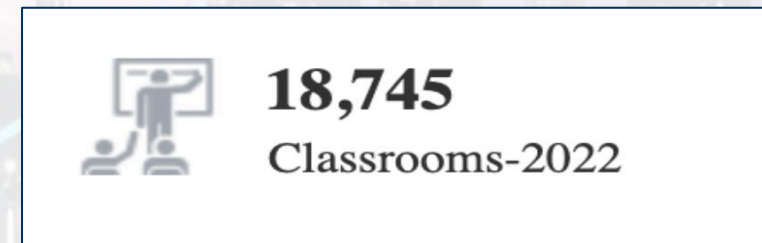
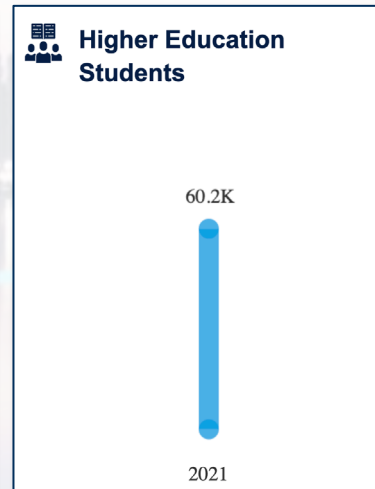
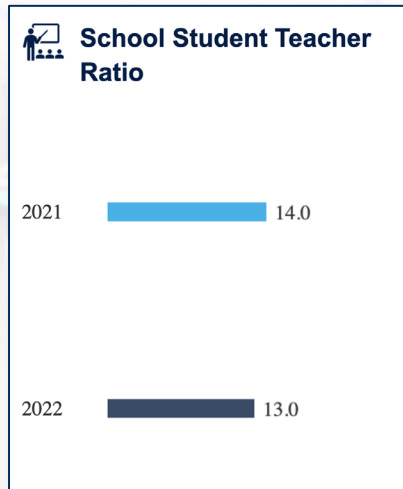
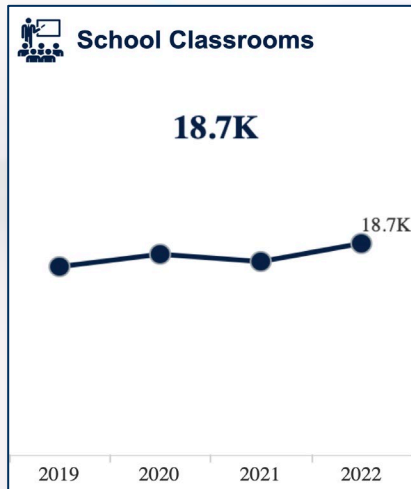
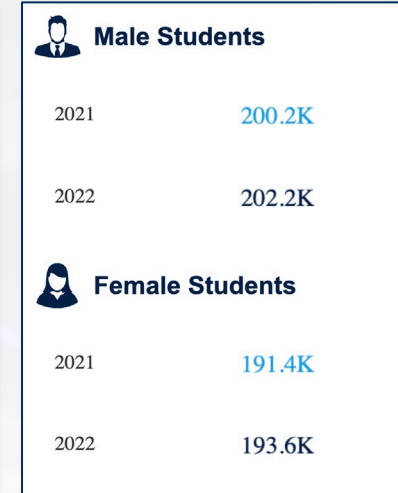
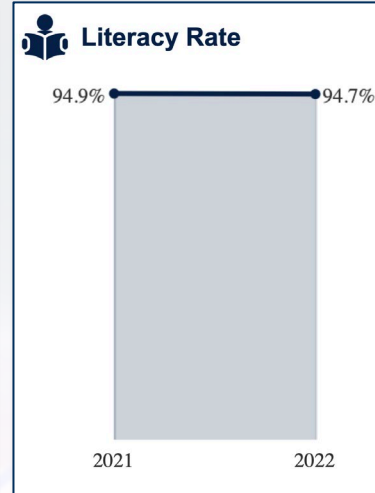

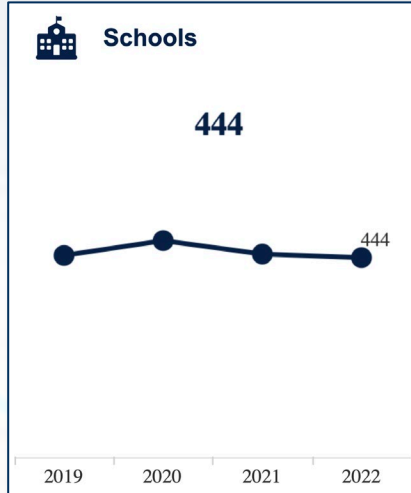
Note: This report responds to a request raised by the Education Working Group at the Abu Dhabi Chamber of Commerce and Industry via the Advocacy function. The report utilizes data provided by the data sources.

DISCLAIMER: All rights reserved. The contents of this document, including any analyses, insights, and conclusions, are intended for the person or entity to which it is addressed only.

Classification: **Restricted**



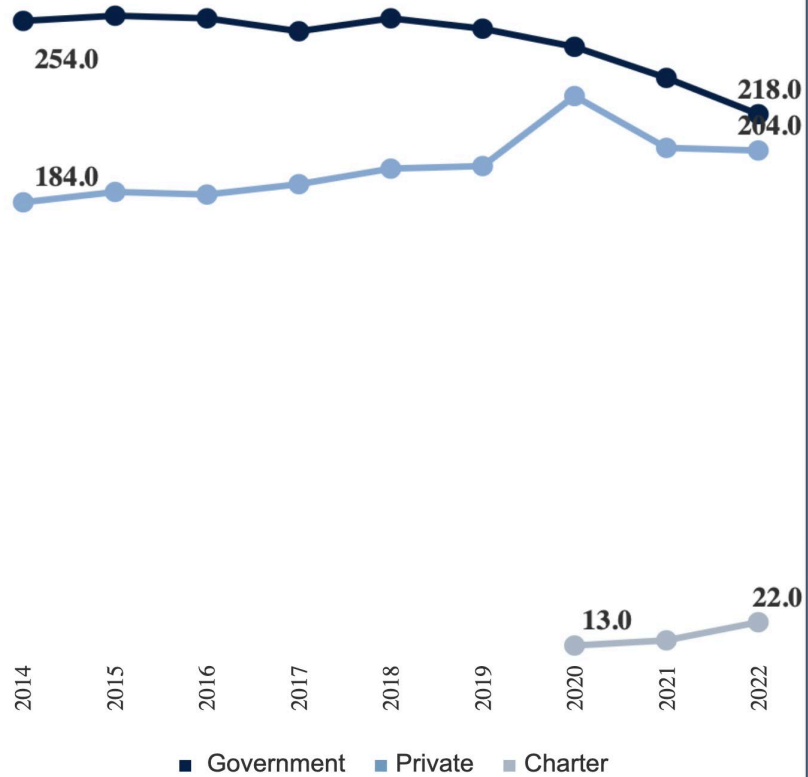
Education Sector Data



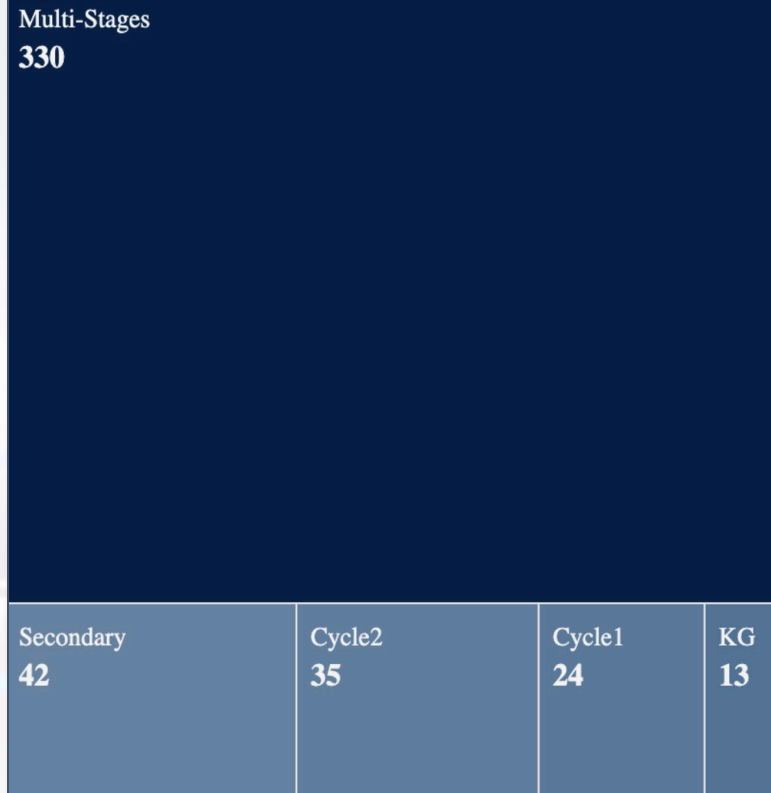


School Infrastructure Data

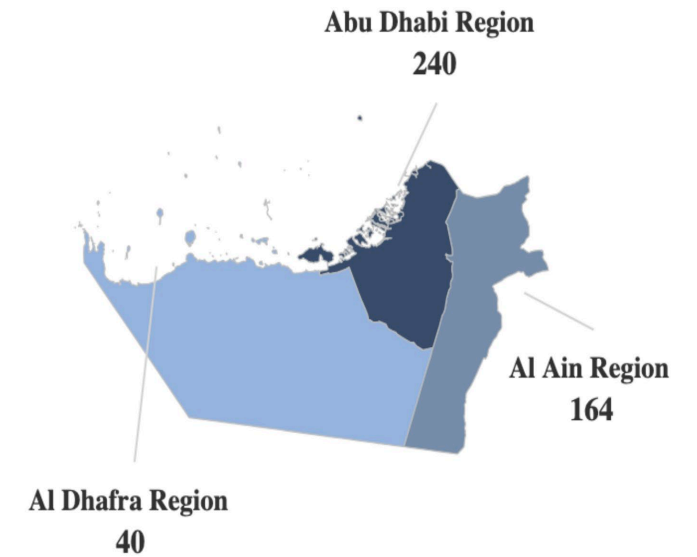
Schools by Sector



Schools by Education Stage - 2022



Schools by Region - 2022



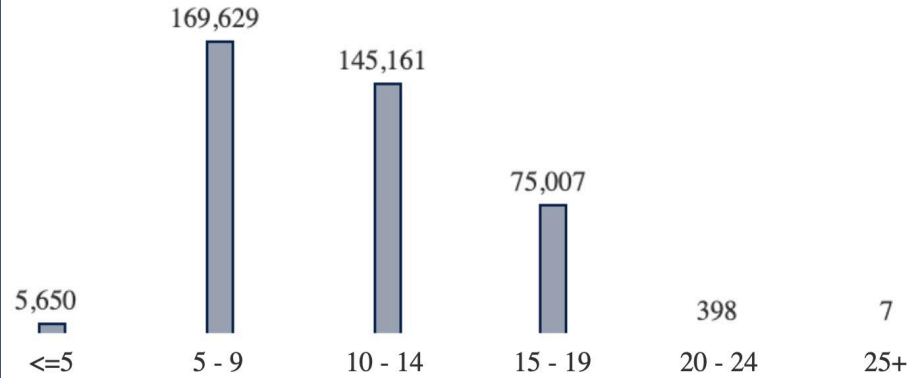


Pupil Data - "Demand"

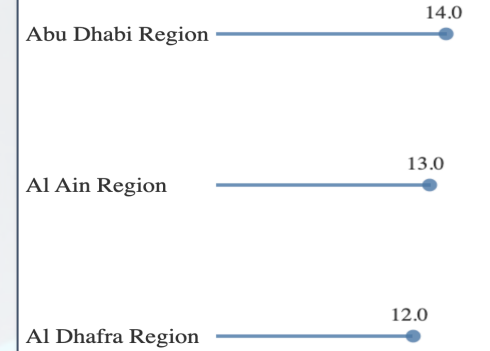
Pupils




Pupils by Age Group - 2022



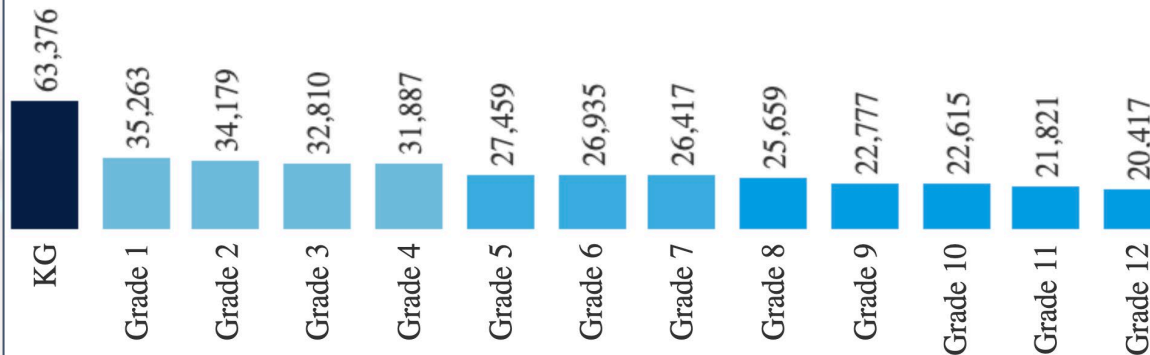
Pupil Teacher Ratio by Region - 2022



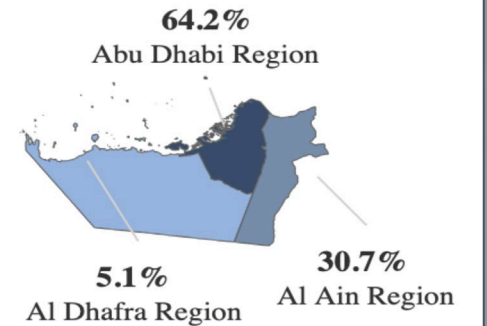
Pupils by Education Stage - 2022



Pupils by Grade - 2021



Pupils by Region - 2022 (%)





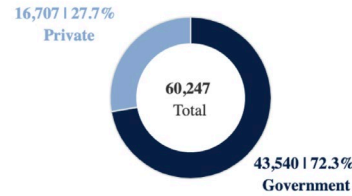
Higher Education Data – “Demand”



60,247

Higher Education - Students 2021

Higher Education - Students by Sector - 2021



Higher Education - Students by Gender - 2021

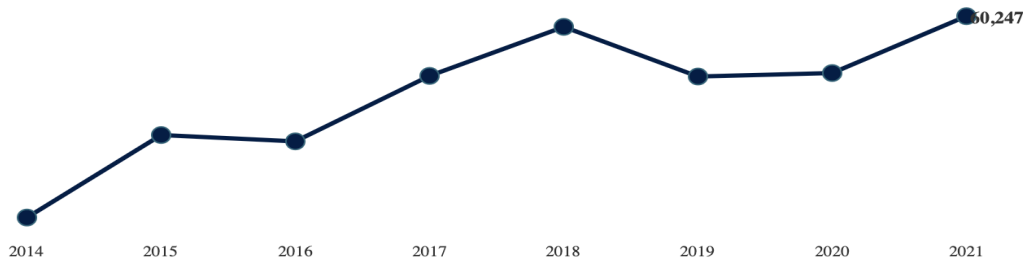


20,842 | 34.6%
Male

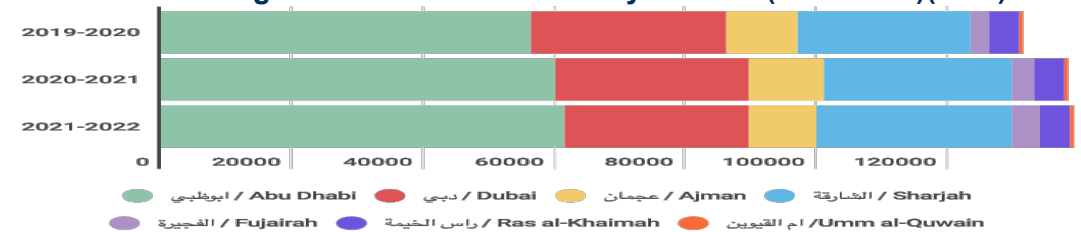


39,405 | 65.4%
Female

Higher Education - Students



Higher Education Students by Emirate (2019-2022)(MoE)



Higher Education - Students by Citizenship - 2021

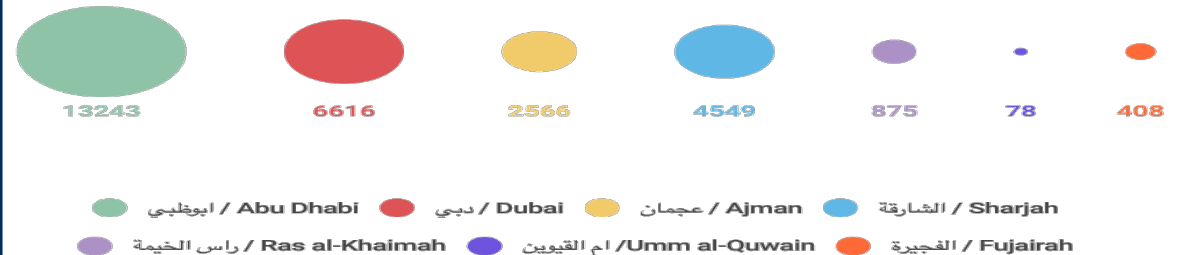


Citizen
78.8%



Non-citizen
21.2%

Total Higher Education Graduates (2020-2021)(MoE)





Teacher Data - "Supply"



28,854

Teachers
2022



13

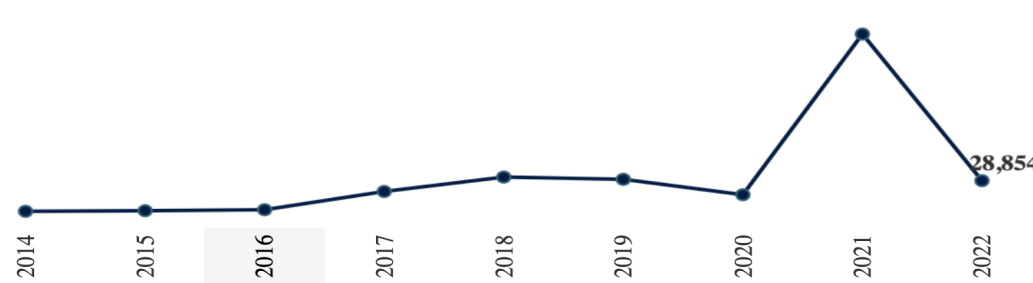
Pupil Teacher Ratio
2022




84

Teachers in Continuous
Education Centres - 2022

Teachers



Teachers by sector - 2022



Teachers by Region - 2022

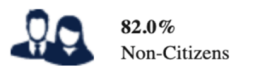


Teachers by - 2022

Gender



Citizenship



Sector



Teachers in Continuous
Education Centres by Gender





Data on Education Staff (Teachers and Non-Teachers) in Abu Dhabi – ADEK

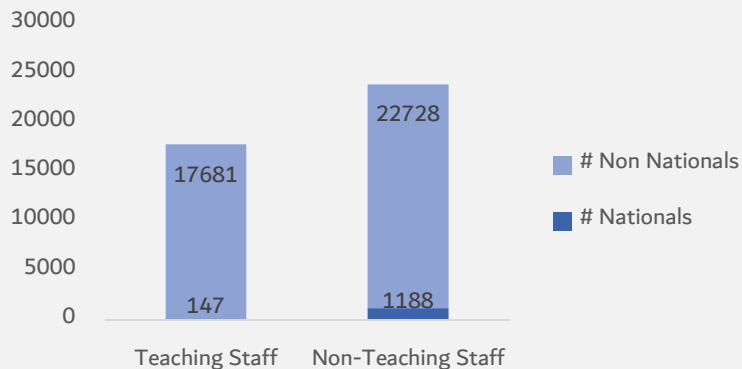
Education Staff Data - “Supply” - Private Sector

- The following is confidential data from ADEK that covers the following information:
 - Number of teachers and staff in the education (**private**) sector within the emirate
 - The percentage distribution of national teacher/staff and non-nationals

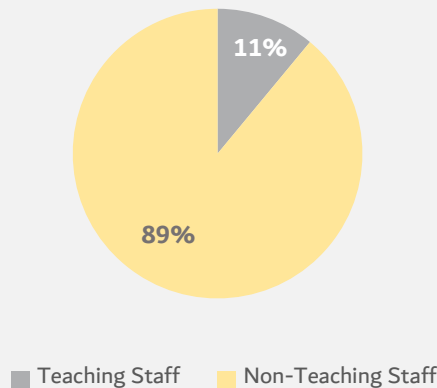
3% Total National Workers in Education Private Sector

| Breakdown | # Nationals | # Non-Nationals | Total Staff | % Nationals | % Non-Nationals |
|--------------------|--------------|-----------------|---------------|-------------|-----------------|
| Teaching Staff | 147 | 17,681 | 17,828 | 1% | 99% |
| Non-Teaching Staff | 1,188 | 22,728 | 23,916 | 5% | 95% |
| Total Staff | 1,335 | 40,409 | 41,744 | 3% | 97% |

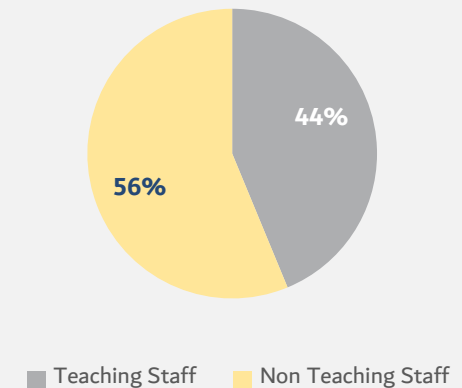
National Workers Distribution Across Teaching and Non-Teaching Staff in the Education Private Sector



National Workers in the Education Private Sector



Non-National Workers in the Education Private Sector





Pupil Data - “Demand”

9 Educational Sector Entities in HRA

Education entities

Educational Sector Entities in HRMS
Abu Dhabi Centre for Technical and Vocational Education and Training
Abu Dhabi Vocational Education and Training Institute
Department of Education and Knowledge
Emirates College for Advanced Education
Institute of Applied Technology
Khalifa University of Science & Technology
Mohamed bin Zayed University for Humanities
Mohamed bin Zayed University of Artificial Intelligence

Demographic Infographic



12,815
65%

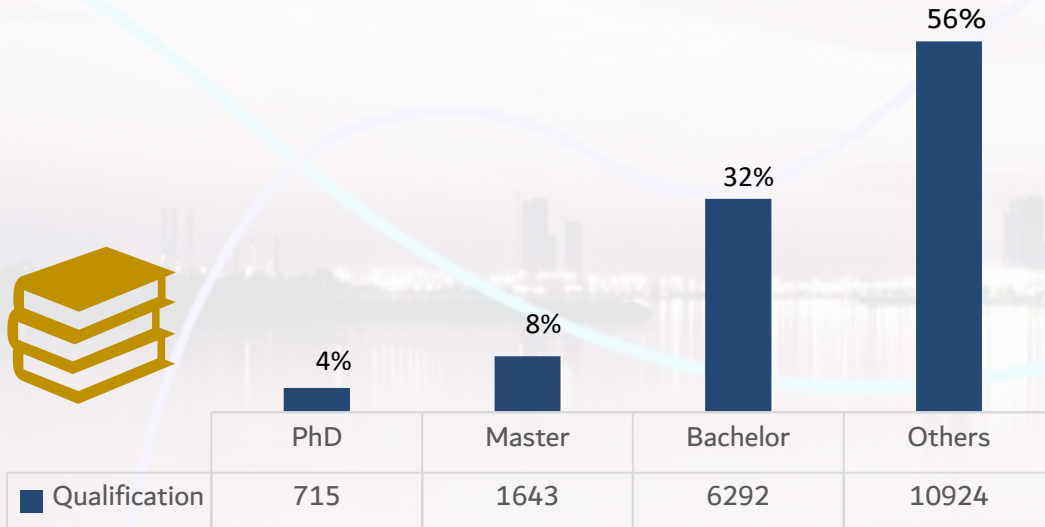


6,759
35%



47% Local
53% Resident
9,278 10,296

Qualification of students across HR educational entities



Age distribution of students across HR educational entities

